



Opendock®

Carrier User Guide

Table Of Contents

Opendock

Carrier Portal (www.opendock.com)

- (4)** Account Registration & Login
- (5)** Schedule an Appointment
- (6)** Edit an Appointment
- (7)** Add Warehouse Favorites
- (8)** Search Appointments by PO Number
- (9)** Edit Profile & Change Password
- (10)** Opendock Support

Carrier Portal

Account Registration & Login



3 Register for **Free** today

First Name

Last Name

Email

Password

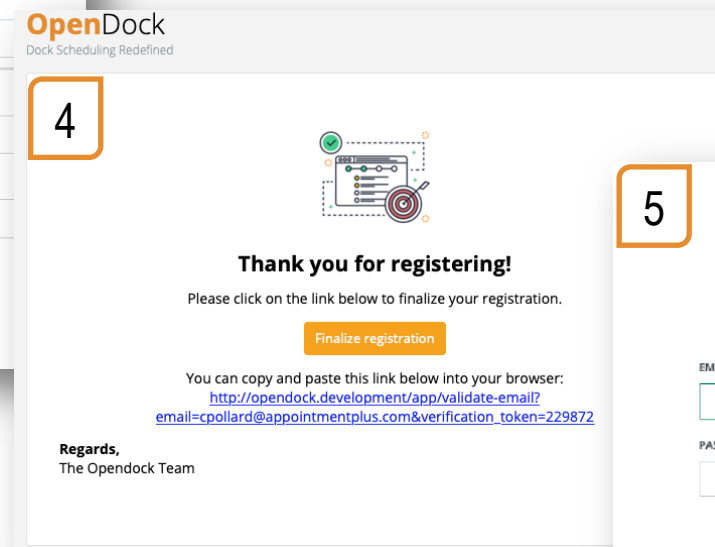
Company Name

Country

Mobile Number

Register

Already registered? [Login](#)



5 Sign in to Opendock

Don't have an account? [Register](#)

EMAIL

PASSWORD [Forgot Password?](#)

Login

Email verified! Please login.

Steps:

1. Go to [Opendock.com](https://opendock.com)
2. Click 'Register for FREE' button
3. Fill out registration form
4. Verify email
5. Sign in!

Schedule an Appointment

Opendock

FIND WAREHOUSE

1 APOD Search

SEARCH RESULTS Showing 1 - 4 of 4 warehouses

APOD Logistics - APOD HQ
555 Fun Lane Scottsdale, AZ 85054

APOD Logistics - APOD Missoula
2020 Glacier National Way Missoula, MT 59801

APOD Logistics - APOD New York
555 Broadway New York, NY 10001

APOD Logistics - APOD Seattle
444 N. East Ave Seattle, WA 98101

2 SCHEDULE

APOD Logistics
Online Scheduling System

BOOK APPOINTMENT

Book Appointment

SELECT DATE AND TIME

January 10 - 14 [Next 4 Days >](#)

4 1:30PM

2:00PM

2:30PM

3:00PM

9:00AM

9:30AM

10:00AM

10:30AM

3 Inbound

YOUR INFORMATION

Carrier Name*
Opendock

Last Name*
Info

PO Number*

Special Instructions

Appointment Notification Recipients.
OpendockInfo@Opendock.com

5 FINALIZE APPOINTMENT

Appointment Confirmed - Clutter

Appointment Confirmed

You are now confirmed for your appointment.

Date
Wednesday, January 22, 2020

Location
APOD HQ

Time
10:30am

Dock
USS Enterprise

Load Type
Inbound

PO Number
23423423

Confirmation Number
11099

6

Steps:

1. Search for warehouse name and click 'Search'
2. Click the 'Schedule' button
3. Select accurate Load Type
4. Pick a date & time
5. Fill out information & click 'Finalize Appointment'
6. You'll receive a confirmation email!

Edit an Appointment

Steps:

1. Click 'My Appointments'
2. Select a date range and click 'Apply'
3. Click 'Manage Appointments'
4. Click on name in top right corner and select 'Appointments'
5. Click 'Edit Appointment'

MY APPOINTMENTS

DATE

14 TUESDAY January 2020

14 TUESDAY January 2020

15 WEDNESDAY January 2020

11 TUESDAY February 2020

8:00am MST (Local) Opendock Sandbox SCHEDULED

8:00am MST (Warehouse) Opendock Sandbox SCHEDULED

12:30pm MST (Local) APOD Logistics SCHEDULED

11:30am PST (Warehouse) APOD Seattle SCHEDULED

APOD Logistics
444 N. East Ave Seattle WA 333333333
LOAD TYPE: Hollow Pursuits
View Appointment Notes (0)

PO NUMBER 1234567 TRAILER NUMBER 54321

FLEET ID

SPECIAL INSTRUCTIONS Special Instructions

Cancel Appointment Manage Appointment Book Again

Account

Upcoming 2 Wait List 0 Past 4 All Profiles

Appointments Account Settings

Date & Time Mon, February 10, 2020 8:30am For Opendock Info

Load Type Outbound

Dock Dock 4

Location APOD HQ

Notes

RESCHEDULE

Cancel Appointment

Print Confirmation

Edit Appointment

Date & Time Tue, February 11, 2020 11:30am For Opendock Info

Load Type Frozen Goods

Dock USS Stargazer

Add Warehouse Favorites

The screenshot displays the Opendock 'Find Warehouse' interface. On the left is a dark blue sidebar with the Opendock logo and navigation links: 'Find Warehouse', 'My Appointments', 'PO Search', and 'FAQs'. The main content area is titled 'FIND WAREHOUSE' and features a search bar containing 'APOD' (marked with a '1'). Below the search bar, it shows 'SEARCH RESULTS' for 'Showing 1 - 4 of 4 warehouses'. The results list four warehouses, each with a star icon, an information icon, and a 'SCHEDULE' button. The 'APOD Logistics - APOD Seattle' entry (marked with a '2') has a tooltip that says 'Add to Favorites' and a star icon that is highlighted with an orange box. At the bottom of the page, a green notification box (marked with a '3') states 'Successfully Added APOD Logistics to Favorites'. On the right side, there are two sections: 'YOUR FAVORITES' which now includes the 'APOD Logistics - APOD Seattle' entry, and 'RECENTLY SCHEDULED' which lists other warehouses.

Steps:

1. Search for warehouse name and click 'Search'
2. Click the ☆ button
3. The page will reload, and the warehouse will be added to the 'Your Favorites' section

Search Appointments by PO Number

Opendock

PO SEARCH

2 123123 Search

DATE	TIME	LOCATION	STATUS
14 TUESDAY January 2020	10:00am MST (Local) 9:00am PST (Warehouse)	APOD Logistics APOD Seattle	SCHEDULED

APOD Logistics
444 N. East Ave Seattle WA
333333333

LOAD TYPE: Hollow Pursuits
View Appointment Notes (0)

3 PO NUMBER 123123 TRAILER NUMBER

FLEET ID

DROP TRAILER?

1 PO Search

Steps:

1. Click 'PO Search'
2. Type a PO Number and click 'Search'
3. All appointments with PO Numbers that contain the search term will be listed.
E.g. Searching for "1234" will return appointments with PO Numbers "0123456" and "12345566".


Edit Profile & Change Password

Steps:

1. Click '▽' button next to your username to display the menu
2. Click 'Edit Profile'
3. Upload a photo
4. Update your password
5. Click 'Save Changes'

Opendock®



Opendock Info  1


2

 Edit Profile

 Sign Out

 Find Warehouse

 My Appointments

 PO Search

 FAQs



First Name

Opendock 

Last Name

Info

Company Name

Opendock

Country


United States 




3

Upload Picture

Mobile Number

Country code
+1 

Phone number
(480) 222-2222 

Time Zone

US/Arizona 

Email

OpendockInfo@Opendock.com

4

Password

Current password... 

weak

New password... 

Change Password

5


Save Changes


Carrier Support


The screenshot shows the Opendock website interface. On the left is a dark blue sidebar with the Opendock logo and navigation links: 'Opendock Info', 'Find Warehouse', 'My Appointments', 'PO Search', and 'FAQs'. The 'FAQs' link is highlighted with a red box and a red '1'. The main content area is titled 'FAQS' and contains a 'Table of Contents' with links to 'Find Warehouse' and 'My Appointments'. Two FAQ items are visible: 'What if I can't find my target warehouse?' and 'Can I book with warehouses that don't use AppointmentPlus?'. The first FAQ item has a red minus sign icon. The second has a red plus sign icon. At the bottom of the main content area, there is a text prompt: 'If you have other questions or feature ideas, feel free to click on the "Questions?" link in your account or email us at support@opendock.com.' The email address is highlighted with a red box and a red '3'. In the bottom left corner of the sidebar, there is a blue chat bubble with a white speech bubble icon and the text 'Questions? Chat with us live!'. This chat bubble is highlighted with a red box and a red '2'.


Opendock


OD

Opendock Info 
Opendock

 Find Warehouse

 My Appointments

 PO Search


1  FAQs

FAQS


Table of Contents

[Find Warehouse](#)

My Appointments

 What if I can't find my target warehouse?

- If you believe the warehouse is on Opendock because the location has told you they are using Opendock for appointment scheduling:
 - Please contact support with an e-mail to: support@opendock.com.
- If you are not sure what scheduling system the warehouse is using and wish they were using Opendock:
 - Please go to the [Find Warehouse](#) page and click the **Suggest a Warehouse** link. Fill out and submit the data form and we will get in touch with the warehouse and assist them in joining the Opendock network.

 Can I book with warehouses that don't use AppointmentPlus?

If you have other questions or feature ideas, feel free to click on the "Questions?" link in your account or email us at support@opendock.com.

2 Questions? Chat with us live!

3

Steps:

1. Visit the FAQ page
2. Click the blue chat bubble talk with support
Mon-Fri, 8am-5pm (Arizona time)
3. Email Support@Opendock.com